

DIREZIONE GENERALE

SERVIZIO I.E.

Roma, 16 LUG. 1985

Classif. IE.5113 198712
(da citare nella risposta)

Rif.

del

UFFICI I.E.

TUTTI

UNITA' SPECIALI 1,2,3,4,5.


LORO SEDI

25/85

OGGETTO: verifica impianti di segnalamento

Si informano codesti uffici e unità che in applicazione di quanto previsto dalla nota IE 53/7892 del 9/2/1984 circa la documentazione che le Unità Speciali devono trasmettere agli Uffici Impianti Elettrici propedeuticamente alla Verifica Tecnica, la tabella "aspetto segnali" per impianti ACEI I 0/16 dovrà essere compilata secondo lo schema della Tabella allegata.

IL DIRETTORE DEL SERVIZIO




25 LUG 1985


TABELLA ASPETTO SEGNALI E CODICI

SEGN. AVVISO		CODICE A VALLE DEL SEGNALE DI AVVISO			SEGN. DI PROTEZ.		ITINERARIO CHE GUIDA IL SEGN. SEGNALI DI PROTEZ.			CODICE A VALLE DEI SEGNALI DI PROTEZ.			SEGN. DI PARTENZA		CODICE A VALLE DEI SEGN. DI PART.		
SEGN.	ASPETTO	N	RALL.*	C B CODIFICATI	SEGN.	ASPETTO	ARRIVO	PARTENZA	N	RALL.*	C B CODIFICATI	SEGN.	ASPETTO	N	C B CODIFICATI		
AVV. A	G	75	—	001	A	R	—	—	a.c.	—	—	—	—	—	—		
	Gx	180	—			G	1-1	—	75	—	01-02-18-19	—	—	H	R	a.c.	—
	V	270	180x.5			V	1-1	I-5	270	180x.5	04-05-13	—	—	L	R	180/270	17-18-19
	G/V	120	—			R/G	1-III	—	a.c.	—	—	—	—	J	R	a.c.	—
	Gx/Vx	120	—			R/G	1-III	—	a.c.	—	—	—	—	J	R	a.c.	—
							R/G	1-IV	—	a.c.	—	—	—	J	R	a.c.	—
AVV. B	G	75	—	002	B	R	—	—	a.c.	—	—	—	—	—	—		
	Gx	180	—			G	2-II	—	75	—	04-05-06-13	—	—	M	R	a.c.	—
	V	270	180x.5			V	2-II	II-6	180	—	04-05-06-13	—	—	M	G	75	14-15-16
	Gx/Vx	120	—			Gx/Vx	2-II	II-6	120	180x.5	04-05-06-13	—	—	M	R/V	180/120	14-15-16
	G/V	120	—			R/G	2-III	—	a.c.	—	—	—	—	L	R	a.c.	—
	Gx/Vx	120	—			R/G	2-III	—	a.c.	—	—	—	—	L	R	a.c.	—
C	G	—	—	—	D	R	—	—	—	—	—	—	—	—	—		
	Gx	—	—			G	3-III	—	—	—	—	—	—	L	R	—	—
	G/V	—	—			R/G	3-I	—	—	—	—	—	—	N	R	—	—
						R/G	3-II	—	—	—	—	—	—	M	R	—	—
						R/G	3-III	—	—	—	—	—	—	M	R	—	—
						R/G	3-IV	—	—	—	—	—	—	J	R	—	—
AVV. O	G	75	—	005	O	R	—	—	a.c.	—	—	—	—	—	—		
	Gx	180	—			G	5-I	—	75	—	I-17-18-19	—	—	E	R	a.c.	—
	V	270	180x.5			V	5-I	I-1	180	—	I-17-18-19	—	—	E	G	75	01-02-03
	G/V	120	—			Gx/Vx	5-I	I-2	120	180x.5	I-17-18-19	—	—	E	R/V	180/120	01-02-03
	Gx/Vx	120	—			R/G	5-III	—	a.c.	—	—	—	—	G	R	a.c.	—
						R/G	5-III	—	a.c.	—	—	—	—	H	R	a.c.	—
AVV. P	G	75	—	004	P	R	—	—	a.c.	—	—	—	—	—	—		
	Gx	180	—			V	4-II	II-2	75	—	II-13-14-15-16	—	—	F	R	a.c.	—
	V	270	180x.5			Gx/Vx	4-II	II-1	120	180x.5	II-13-14-15-16	—	—	F	R/V	180/270	10-05-06
	G/V	120	—			R/G	4-II	II-1	120	—	II-13-14-15-16	—	—	G	R	a.c.	—
						R/G	4-III	—	a.c.	—	—	—	—	G	R	a.c.	—
						R/G	4-IV	—	a.c.	—	—	—	—	H	R	a.c.	—


* con chiave di rallentamento astratto. (n° chiave)




7.




8.




9.




10.




1.



2.




3.



4.



5.



6.
